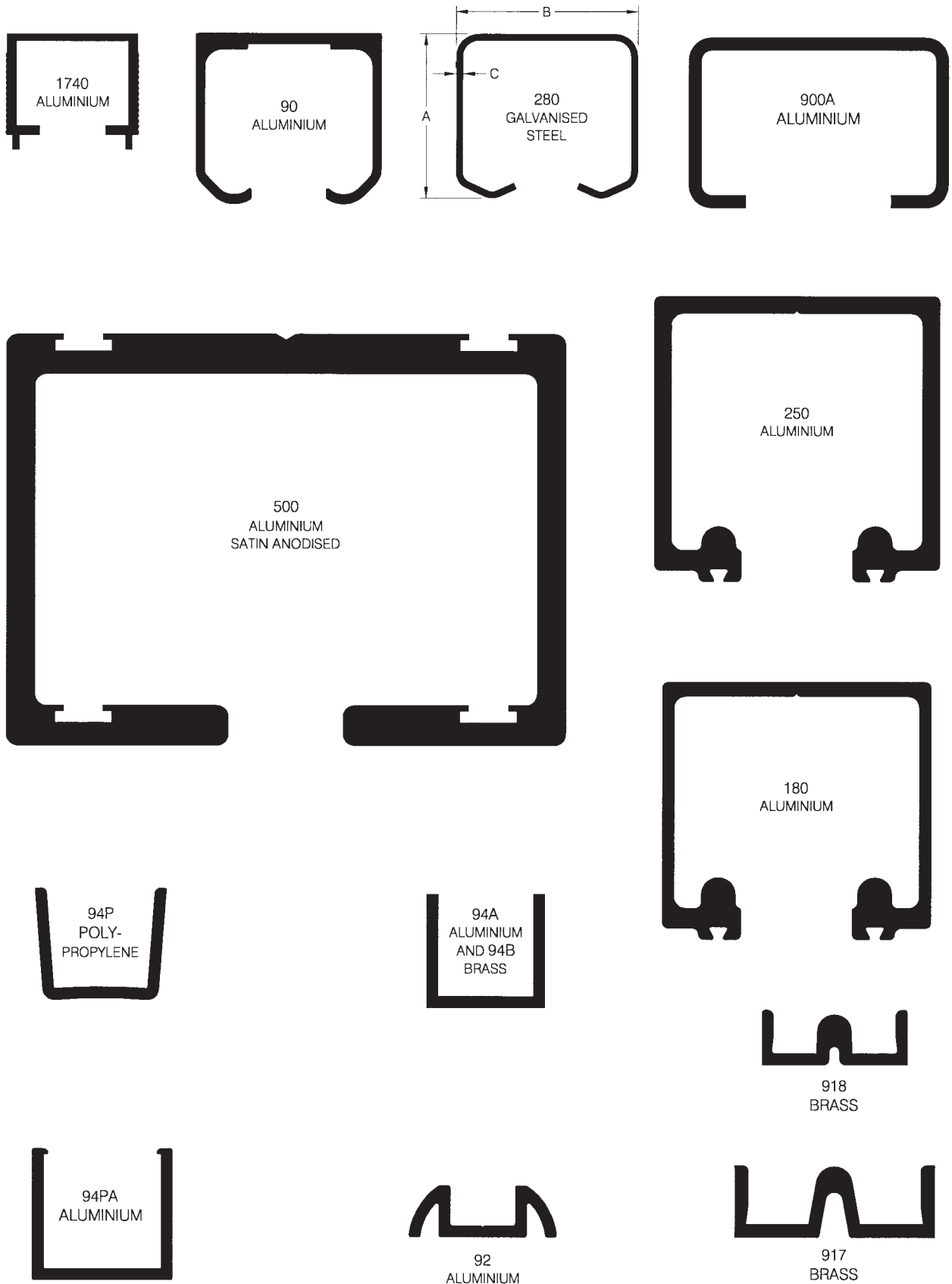


**PROFILES  
 ACTUAL  
 SIZE**

	90	92	94A	94B	94P	94PA	180	250	280	500	900A	917	918	1740
A	29.3	9	20	20	19.5	23	45	50	28.5	72.3	29.5	12.6	9.7	20
B	32.4	26	21	21	20.5	24.64	47	50	31.8	98	45.5	35	25.5	23.3
C	1.6	2	2	2	2	2	2	3	1.2	4	2.2	2.3	2	1.3



# Profiles & Accessories

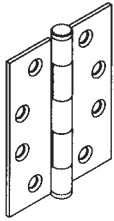
FOR INTERIOR FOLDING DOORS

**HENDERSON**<sup>®</sup>

SLIDING & FOLDING DOOR HARDWARE

AUSTRALIA'S WIDEST RANGE

**ACCESSORIES** shown in proportional size relative to each other



No.404/2S Butt Hinge.  
85 x 60 SS in satin chrome.

No.404/3S Butt Hinge.  
100 x 75 SS in satin  
chrome & polished brass.

No.404/3B Butt Hinge.  
100 x 75 Brass (polished).

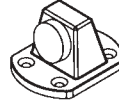


No.110N Door Stop.

Base 48 x 48 x 46

Centreline of buffer to base  
20

Available in white nylon with  
black buffer.




No.110 Door Stop.

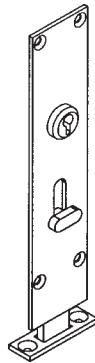
Base 60 x 45.

Centreline of buffer to base  
20.

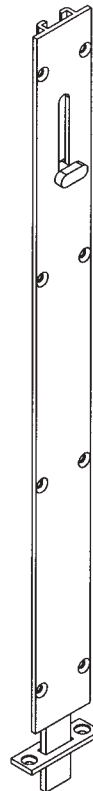
Available in polished brass  
or satin chrome



No.400 Flush Pull.  
108 x 48 with 17 mortice.  
Available insatin anodised  
aluminium or in polished brass  
or satin chrome on brass.



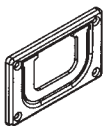
No.456E Lockable Flush Bolt.  
190 x 41 with 10 mortice  
and 20 throw. Available in  
polished brass or satin  
chrome on brass.



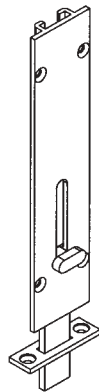
No.456L Long Flush Bolt.  
450 x 41 with 10 mortice  
and 45 throw. Available in  
polished brass or satin  
chrome on brass.



No.456LX Long Flush Bolt.  
600 x 41 with 10 mortice  
and 45 throw. Available in  
polished brass or satin  
chrome on brass.



No.840 Recessed 'D' Handle.  
69 x 43 surface mounted,  
projecting 4. Finish, bright  
brass.



No.456 Flush Bolt.  
190 x 41 with 10 mortice  
and 45 throw. Available in  
polished brass or satin  
chrome on brass.

**HENDERSON RMD**

Door Hardware Division of  
**RMD PRESS CO. PTY LTD.**

ACN 004 313 937

© COPYRIGHT HENDERSON RMD

© HENDERSON IS A REGISTERED TRADEMARK OF PC HENDERSON LTD (UK)

D20B



SALES  
OFFICES  
IN ALL  
STATES