

In general, Henderson RMD recommends top hung hardware, but should the overhead support not be strong enough to carry the partition weight then a bottom roller specification is required – refer to Data Sheets D200 to D230. This Guide to Quantities is only applicable to Data Sheets D110. Please consult Henderson RMD for specification and quantities on 'Endfold 125'.

SPECIFICATIONS AND QUANTITIES

The specifications below and overleaf detail the maximum and minimum capacities for the track systems recommended. Determine the number of leaves required to cover the opening. The leaves are hinged together to form units of up to eight leaves hinged to a post. Wider openings can be covered by including units 'floating' to either side of the opening. 'Floating' units consist of four, six or eight leaves. If the leaf weight is unknown, the weight can be calculated using the chart in Section 'A'. Having calculated the weight, use the information below to select the appropriate track system and quantities for the unit or units required to cover the opening width.

Specification for Individual Leaves

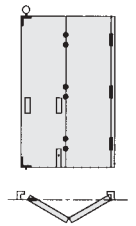
Max Leaf Height	3000mm	3300mm
Max Leaf Weight	45kg	75kg
Max Leaf Width	900mm	900mm
Min Leaf Thickness	35mm	44mm
Track System	Endfold 45	Pivotfold 75
Refer to Data Sheet	D110	D110

2 Leaf unit hinged to post

- Track
- Bracket (face fix)
- Hanger
- Hinges
- Guide
- Channel
- Flush Pulls
- Flush Bolt

Quantities	Reference Numbers	Reference Numbers
See overleaf	180	250
1	ISS/250	ISS/250
1	21GN	21HN
6*	404/2	404/3
1	21RB/94	21RB/94
See overleaf	94A, 94B, 94P & 94PA	94A, 94B, 94P & 94PA
2	400	400
1	456	456

*For Leaves exceeding 3000mm high, increase to 8

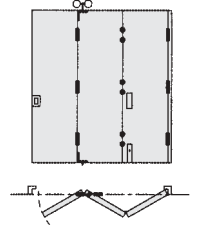


MAX. HEIGHT 3000
(With access door)

3 Leaf unit hinged to post including access door

- Track
- Brackets, (face fix)
- Hanger
- Hinges
- Guide
- Channel
- Flush Pull
- Flush Bolt
- Lockset

See overleaf	180	250
See overleaf	ISS/250	ISS/250
1	21/4GN	21/4HN
9	404/2	404/3
1	21RB/94	21RB/94
See overleaf	94A, 94B, 94P & 94PA	94A, 94B, 94P & 94PA
1	400	400
1	456	456
1	By others	By others

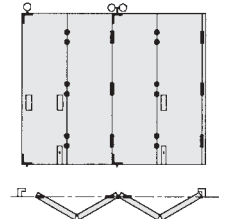


4 Leaf unit hinged to a post

- Track
- Bracket (face fix)
- Hanger
- Hanger
- Hinges
- Guides
- Channel
- Flush Pulls
- Flush Bolts

See overleaf	180	250
See overleaf	ISS/250	ISS/250
1	21GN	21HN
1	21/4GN	21/4HN
12*	403/2	403/2
2	21RB/94	21RB/94
See overleaf	94A, 94B, 94P & 94PA	94A, 94B, 94P & 94PA
3	400	400
2	456	456

*For Leaves exceeding 3000mm high, increase to 16

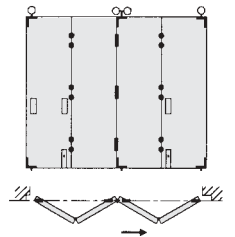


4 Leaf 'floating' unit

- Track
- Bracket (face fix)
- Hanger
- Hanger
- Hinges
- Guides
- Channel
- Flush Pulls
- Flush Bolts

See overleaf	180	250
See overleaf	ISS/250	ISS/250
2	21GN	21HN
1	21/4GN	21/4HN
9*	404/2	404/3
3	21RB/94	21RB/94
See overleaf	94A, 94B, 94P & 94PA	94A, 94B, 94P & 94PA
3	400	400
2	456	456

*For Leaves exceeding 3000mm high, increase to 12

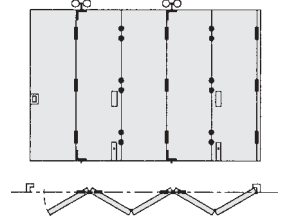


MAX. HEIGHT 3000
(With access door)

5 Leaf unit hinged to post including access door

- Track
- Bracket (face fix)
- Hanger
- Hinges
- Guides
- Channel
- Flush Pulls
- Flush Bolts
- Lockset

See overleaf	180	250
See overleaf	ISS/250	ISS/250
2	21/4GN	21/4HN
15	404/2	404/3
2	21RB/94	21RB/94
See overleaf	94A, 94B, 94P & 94PA	94A, 94B, 94P & 94PA
2	400	400
2	456	456
1	By others	By others



Guide to Quantities

FOR TOP HUNG INTERIOR FOLDING PARTITIONS ON ENDFOLD TRACK SYSTEMS

HENDERSON[®]
SLIDING & FOLDING DOOR HARDWARE
AUSTRALIA'S WIDEST RANGE

Specification for Individual Leaves

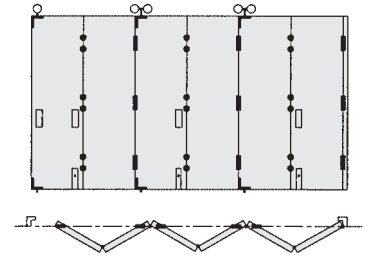
Max Leaf Height	3000mm	3300mm
Max Leaf Weight	45kg	75kg
Max Leaf Width	900mm	900mm
Min Leaf Thickness	35mm	44mm
Track System	Endfold 45	Endfold 75
Refer to Data Sheet	D110	D110

6 Leaf unit pivoted to one side

Track
Bracket (face fix)
Hanger
Hangers
Hinges
Guides
Channel
Flush Pulls
Flush Bolts

Quantities	Reference Numbers	Reference Numbers
See overleaf	180	250
See below	ISS/250	ISS/250
1	21GN	21HN
2	21/4GN	21/4HN
18*	404/2	404/3
3	21RB/94	21RB/94
See below	94A, 94B, 94P & 94PA	94A, 94B, 94P & 94PA
4	400	400
3	456	456

*For Leaves exceeding 3000mm high, increase to 24

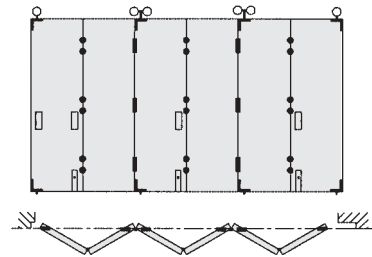


6 Leaf 'floating' unit

Track
Bracket (face fix)
Hangers
Hangers
Hinges
Guides
Channel
Flush Pulls
Flush Bolts

See below	180	250
See below	ISS/250	ISS/250
2	21GN	21HN
2	21/4GN	21/4HN
15*	404/2	404/3
4	21RB/94	21RB/94
See below	94A, 94B, 94P & 94PA	94A, 94B, 94P & 94PA
4	400	400
3	456	456

*For Leaves exceeding 3000mm high, increase to 20



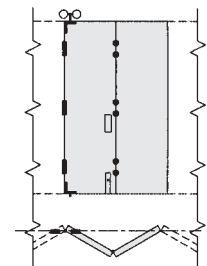
The quantities for seven or eight leaves pivoted to one side or for eight leaves 'floating' to either side can be calculated by adding the quantities below for two leaves to the previously shown quantities of five leaves pivoted to one side, six leaves pivoted to one side or six 'floating' leaves respectively.

2 Additional Leaves to increase 5 or 6 Leaf units to 7 or 8 Leaf units

Maximum height for 7 Leaf unit is 3000mm

Hanger	1	21/4GN	21/4HN
Hinges	6*	404/2	404/3
Guide	1	21RB/94	21RB/94
Flush Pull	1	400	400
Flush Bolt	1	456	456

*For Leaves exceeding 3000mm high, increase to 8



TRACK AND CHANNEL

Choose sufficient track and channel to cover the overall opening width. If a 'floating' unit is required to slide clear of the opening, then sufficient track and channel is required to cover the widths of the reveal and the opening.

BRACKET SPACING (FACE FIX)

Place a bracket at each end of the track, at each join in the track, at 300mm from the post to which a unit folds and with the remaining brackets spaced symmetrically between the other brackets at not more than 900mm centres.

Overall width of Leaves (plus reveal if unit 'floating' clear of opening)	Track lengths	Brackets	Channel lengths
2000	1 x 1000	4	1 x 2000
3000	1 x 3000	5	1 x 3000
4000	1 x 4000	7	1 x 4000
5000	1 x 5000	8	1 x 5000
5000	1 x 6000	9	1 x 6000
7000	1 x 3000	11	1 x 3000
	1 x 4000		1 x 4000
8000	2 x 4000	13	2 x 4000
	2 x 4000		2 x 4000

D100B

HENDERSON RMD

Door Hardware Division of
RMD PRESS CO. PTY LTD.
ACN 004 313 937

© COPYRIGHT HENDERSON RMD

© HENDERSON IS A REGISTERED TRADEMARK OF PC HENDERSON LTD (UK)



SALES
OFFICES
IN ALL
STATES